

Chip - Information and Instruction Guide

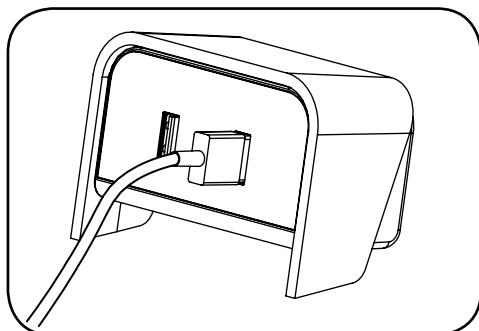
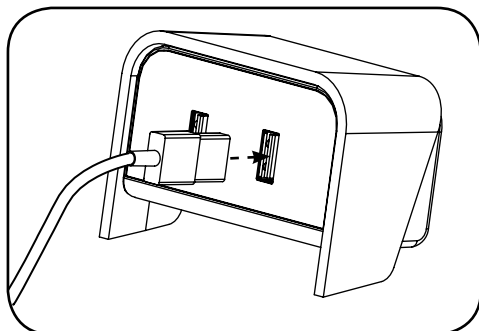



Chip is a new 4A USB charging module set to revolutionise the way we use on desk power. With more and more devices using USB the demand for traditional sockets on the desk is falling. This stylish and fully integrated module simply connects to your under desk power using a Wieland or plug to offer 2 USB power supplies capable of charging all leading phones and tablets.



Main features

1. Available in a choice of black, grey or white with matching surround (other combinations are available subject to MOQ and lead times).
2. Fully integrated 4A USB PCB providing max 2 Amp power supply at each port.
3. Designed to connect to your existing desk power systems.
4. Independently tested to IEC 60950-1 - Information technology equipment – Safety.



Chip - Information and Instruction Guide**C clamp Fixing Instructions**

1. The Chip module is supplied with the C clamp installed (fig. 01).
2. Place the unit in the desired position on the desk surface and ensure the C clamp is tight up against the edge of the surface (fig. 02).
3. Tighten the C clamp bolt with a 5mm Allen key (not supplied). Do not use power tools (fig. 03).
4. The C clamp has been designed to fit desk thicknesses between 15mm and 35mm.
5. Once the module is connected to the power supply your device can be charged using any standard USB cable (fig. 04).

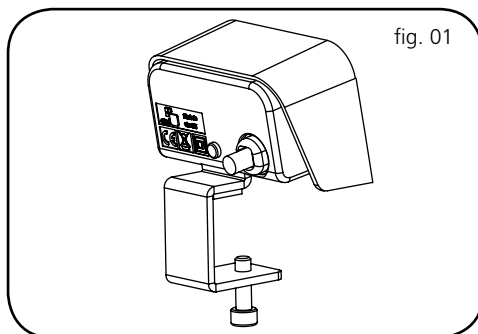


fig. 01

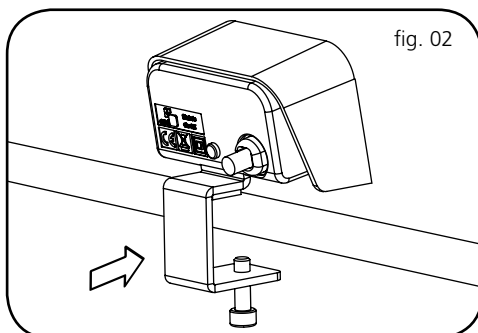


fig. 02

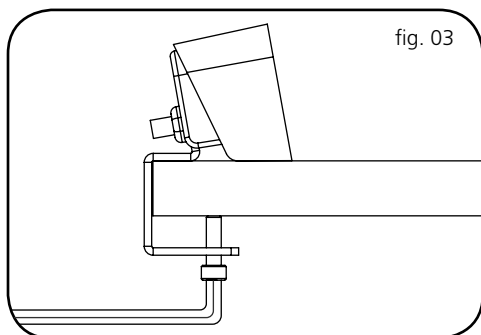


fig. 03

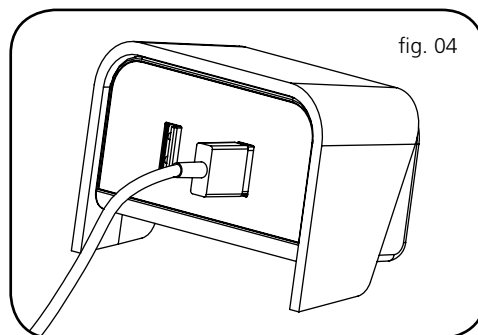


fig. 04